



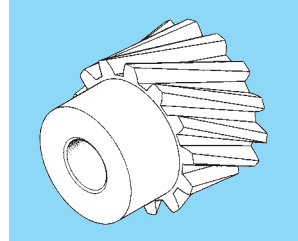
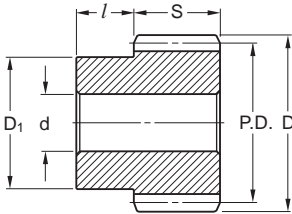
# METRIC

## Helical Gears - Module 1 thru 3

■ 20° PRESSURE ANGLE

■ RIGHT- AND LEFT-HAND

■ 45° HELIX



MATERIAL: Steel

Catalog Number		Module	No. of Teeth	P.D.	D	d* Bore H8	S Face Width	D <sub>1</sub> Hub Dia.	l Hub Proj.
Right-Hand	Left-Hand								
A 1C 7MYK10013R	A 1C 7MYK10013L	1	13	18.4	20.4	8	12	15	10
A 1C 7MYK10026R	A 1C 7MYK10026L		26	36.8	38.8	10		32	
A 1C 7MYK15013R	A 1C 7MYK15013L	1.5	13	27.6	30.6	10	15	23	10
A 1C 7MYK15026R	A 1C 7MYK15026L		26	55.2	58.2	12		40	
A 1C 7MYK20013R	A 1C 7MYK20013L	2	13	36.8	40.8	12	20	30	13
A 1C 7MYK20026R	A 1C 7MYK20026L		26	73.5	77.5	16		55	
A 1C 7MYK25013R	A 1C 7MYK25013L	2.5	13	46	50.9	14	22	38	14
A 1C 7MYK25026R	A 1C 7MYK25026L		26	92	96.9	18		63	
A 1C 7MYK30013R	A 1C 7MYK30013L	3	13	55.2	61.2	16	25	44	15
A 1C 7MYK30026R	A 1C 7MYK30026L		26	110.3	116.3	22		70	

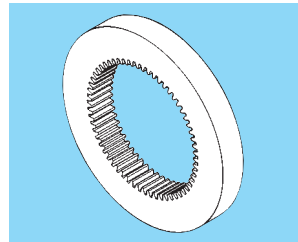
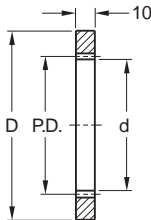
\*Bore Tolerance: 8 & 10 mm + 0.022  
 12,14,16 & 18 mm + 0.027  
 22 mm + 0.033



# METRIC

## Internal Gears - Module 1

■ 20° PRESSURE ANGLE



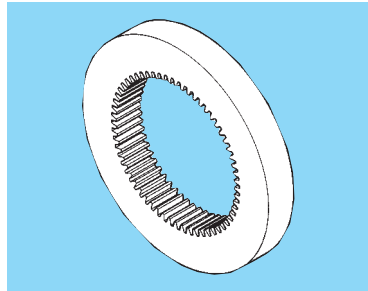
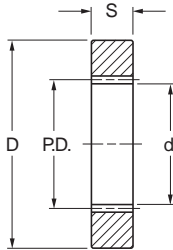
MATERIAL: Steel

Catalog Number	No. of Teeth	P.D.	D	d
A 1C10MYK10060	60	60	90	58
A 1C10MYK10072	72	72	100	70
A 1C10MYK10080	80	80	110	78
A 1C10MYK10084	84	84	115	82
A 1C10MYK10090	90	90	120	88
A 1C10MYK10096	96	96	125	94
A 1C10MYK10100	100	100	130	98
A 1C10MYK10108	108	108	140	106
A 1C10MYK10120	120	120	150	118

■ ISO CLASS 7

■ 20° PRESSURE ANGLE

■ 5, 8 &amp; 10 mm FACE WIDTH



MATERIAL: 303 Stainless Steel

Catalog Number	Module	Number of Teeth	P.D.	d I.D. H9	S Face Width js10	D h7	
S1E05ZM05S060	0.5	60	30	29	5	50	
S1E05ZM05S072		72	36	35			
S1E05ZM05S080		80	40	39			
S1E05ZM05S084		75	84	42	41	5	
S1E05ZM05S090			90	45	44		
S1E05ZM05S096			96	48	47		
S1E05ZM05S100		75	100	50	49	5	
S1E05ZM05S108			108	54	53		
S1E05ZM05S120			120	60	59		
S1E08ZM08S060		0.8	60	48	46.4	8	100
S1E08ZM08S072			72	57.6	56		
S1E08ZM08S080			80	64	62.4		
S1E08ZM08S084	100		84	67.2	65.6	8	
S1E08ZM08S090			90	72	70.4		
S1E08ZM08S096			96	76.8	75.2		
S1E08ZM08S100	120		100	80	78.4	8	
S1E08ZM08S108			108	86.4	84.8		
S1E08ZM08S120			120	96	94.4		
S1E10ZM10S060	1		60	60	58	10	100
S1E10ZM10S072			72	72	70		
S1E10ZM10S080			80	80	78		
S1E10ZM10S084		120	84	84	82	10	
S1E10ZM10S090			90	90	88		
S1E10ZM10S096			96	96	94		
S1E10ZM10S100		150	100	100	98	10	
S1E10ZM10S108			108	108	106		
S1E10ZM10S120			120	120	118		