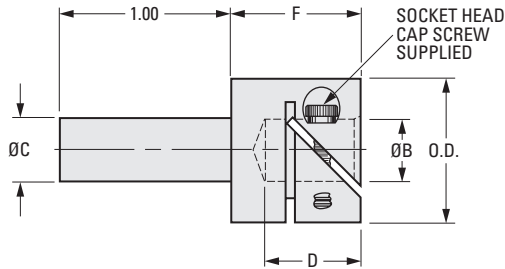
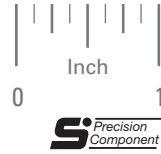



**> MATERIAL:**

303 Stainless Steel

PHONE: 516.328.3300 • FAX: 516.326.8827 • WWW.SDP-SI.COM

Fairloc® hubs require controlled shaft tolerances. Suggested clearance fit between the bore and shaft is .0001/.0008.



**INCH COMPONENT**

Catalog Number	Shaft Size		O.D.	B Bore +.0005 -.0000	C Dia. +.0000 -.0002	D	F	Screw Size	Cap Screw Clear. Radius			
	Female	Male										
S52FCY-120125	.120	1/8	.437	.1200	.1247	.375	1/2	#2-56	.273			
S52FCY-120187		3/16			.1872							
S52FCY-125125	1/8	.1247										
S52FCY-125187	3/16	.1872										
S52FCY-125250	1/4	.2497		.325								
S52FCY-187125	1/8	.1247		.375								
S52FCY-187187	3/16	.1872		.325								
S52FCY-187250	1/4	.2497		.375								
S52FCY-241187	3/16	.1872	.530	.2405	.1872	.375	1/2	#2-56	.315			
S52FCY-241250	1/4	.2497										
S52FCY-241375	3/8	.3747										
S52FCY-250125	1/8	.1247										
S52FCY-250187	3/16	.1872	.2498	.2498	.1872							
S52FCY-250250	1/4	.2497										
S52FCY-250375	3/8	.3747	.870	.3748	.2497					3/4	#6-32	.495
S52FCY-375250	1/4	.2497										
S52FCY-375375	3/8	.3747	1.000	.4998	.3747	1	#6-32	.552				
S52FCY-375500	1/2	.4997										
S52FCY-500375	3/8	.3747	1.000	.4998	.3747	1	#6-32	.552				
S52FCY-500500	1/2	.4997										

