

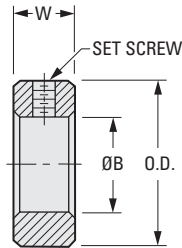
SET SCREW SHAFT COLLARS

PHONE: 516.328.3300 • FAX: 516.326.8827 • WWW.SDP-SI.COM

HEAVY-DUTY

› **MATERIAL:**

Carbon Steel, Zinc Plated
303 Stainless Steel, Clear Passivated



INCH COMPONENT

Catalog Number		O.D.	B Bore +.003 -.000	W Width	Set Screw
Carbon Steel	Stainless Steel				
—	A 7X 2-10802	.250	.0625	.1880	#2-56
—	A 7X 2-11203	.375	.0938		#4-40
A 7C 2-11204A	A 7X 2-11204A	.375	.1250	.2500	#6-32
A 7C 2-11406	A 7X 2-11406	.4375	.1875	.3125	#8-32
A 7C 2-11608	A 7X 2-11608	.500	.2500		#10-24
A 7C 2-12010	—	.625	.3125	.3750	#10-32
—	A 7X 2-12010A	.750	.3750		1/4-20
A 7C 2-12412	A 7X 2-12412	.750	.4375	.4375	
A 7C 2-12814	A 7X 2-12814	.875	.5000		
A 7C 2-13216	A 7X 2-13216	1.000	.5625	.5000	5/16-18
A 7C 2-13218	A 7X 2-13218	1.125	.6250		
A 7C 2-13620	A 7X 2-13620	1.125	.6875	.5625	5/16-18
A 7C 2-14022	A 7X 2-14022	1.250	.7500		
A 7C 2-14024	A 7X 2-14024	1.250	.7500		

POTENTIOMETER SHAFT LOCKS

NUT TYPE
SPLIT HUB

› **MATERIAL:**

Brass

› **FINISH:**

Bright Alloy

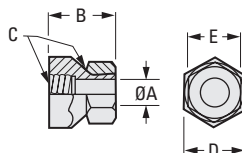



Fig. 1

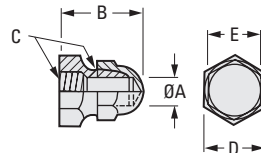


Fig. 2

INCH COMPONENT

Catalog Number	A Dia.	B	C Thread	D Hex.	E Hex.
Fig. 1					
A 9B42-B132	.127	7/16	1/4-32	3/8	3/8
A 9B42-B332	.252	1/2	3/8-32	1/2	7/16
Fig. 2					
A 9B42-C132	.127	17/32	1/4-32	3/8	3/8