

LEFT-HAND WOUND

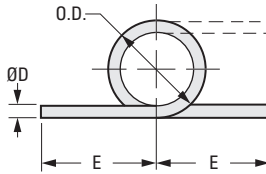
PHONE: 516.328.3300 • FAX: 516.326.8827 • WWW.SDP-SI.COM

180° DEFLECTION

> MATERIAL:

302 Stainless Steel

Right-hand wound and other springs available on special order.



INCH COMPONENT

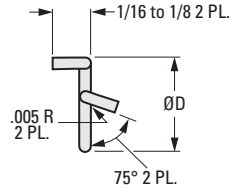
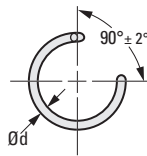
Catalog Number	D Wire Dia.	Mandrel Size	O.D.	E Ref.	Min.* Axial Space	Torque lbf in.
S78TSY-012180109	.012	.109	.166	.500	.059	.047
S78TSY-015180109	.015	.109	.183	.750	.075	.093
S78TSY-018180140	.018	.140	.216	.750	.109	.140
S78TSY-021180156	.021	.156	.247	1.000	.127	.218
S78TSY-025180203	.025	.203	.304	1.000	.151	.375
S78TSY-030180250	.030	.250	.394	1.000	.181	.625
S78TSY-035180281	.035	.281	.450	1.250	.212	1.000
S78TSY-040180343	.040	.343	.518	2.000	.242	1.375
S78TSY-048180406	.048	.406	.618	2.000	.292	2.500
S78TSY-054180421	.054	.421	.654	2.000	.405	3.275
S78TSY-063180500	.063	.500	.767	2.000	.475	5.150

* Space required on application to allow for operation of the spring.

ANTI-BACKLASH

> MATERIAL:

302 Stainless Steel, Spring Temper



INCH COMPONENT

Catalog Number	d Wire Dia. ± .0003	D Outside Dia. ± .005	Max. Mandrel Size	Max. Angular Deflection Deg. ± 10%	Torque Constant ozf in. / Deg. ± 10%
S78ASY-0160270	.016	.270	.211	34	.04
S78ASY-0180345	.018	.345	.270	39	.05
S78ASY-0240250	.024	.250	.189	18	.22
S78ASY-0240353	.024	.353	.277	27	.15
S78ASY-0240440	.024	.440	.347	35	.12
S78ASY-0240480	.024	.480	.377	39	.11
S78ASY-0260530	.026	.530	.417	40	.14
S78ASY-0451000	.045	1.000	.792	40	.64

- I
- R
- T
- 1
- 2
- 3
- 4
- 5
- 6
- 7
- 8
- 9
- 10
- 11
- 12
- 13
- 14
- 15
- 16