

BELT WIDTHS

INCH - 1/4, 5/16, 3/8 & 1/2
 METRIC - 6, 8, 9.5 & 12.7 mm

PHONE: 516.328.3300 • FAX: 516.326.8827 • WWW.SDP-SI.COM



> MATERIAL:

Body - Polyurethane
Cord - Polyester Balanced Construction or Kevlar

> SPECIFICATIONS:


Breaking Strength:

Polyester:
 80 lbf per 1/8 in. (112 N per 1 mm) Belt Width.
Kevlar:
 130 lbf per 1/8 in. (182 N per 1 mm) Belt Width.

Breaking strength is not representative of the load-carrying capacity of the belt.

Temperature Range:

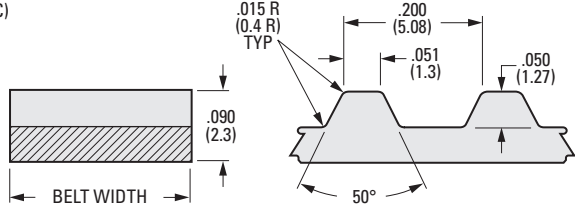
Continuous: 0°F to +180°F (-18°C to +82°C)
Intermittent: up to +250°F (+121°C)



> MODIFICATIONS:

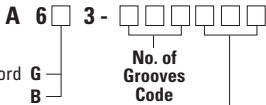
Special Widths - cut to size from sleeves available from stock.

Pulleys are available with inch or metric standards.



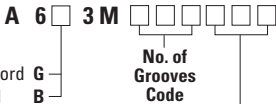
NOTE: Dimensions in () are mm.

INCH COMPONENT CATALOG NUMBER



Belt Width Inch	Width Code
1/4	025
5/16	031
3/8	037
1/2	050

METRIC COMPONENT CATALOG NUMBER



Belt Width mm	Width Code
6	060
8	080
9.5	095
12.7	127

Groove Code	Pitch Length	
	Inch	mm
020	4.0	101.6
025	5.0	127
030	6.0	152.4
034	6.8	172.7
035	7.0	177.8
040	8.0	203.2
041	8.2	208.3
042	8.4	213.4
045	9.0	228.6
047	9.4	238.8
048	9.6	243.8
050	10.0	254
052	10.4	264.2
055	11.0	279.4
060	12.0	304.8
065	13.0	330.2
070	14.0	355.6
072	14.4	365.8
075	15.0	381
078	15.6	396.2
080	16.0	406.4
083	16.6	421.6
085	17.0	431.8

Groove Code	Pitch Length	
	Inch	mm
086	17.2	436.9
088	17.6	447
090	18.0	457.2
095	19.0	482.6
100	20.0	508
105	21.0	533.4
110	22.0	558.8
115	23.0	584.2
120	24.0	609.6
125	25.0	635
130	26.0	660.4
135	27.0	685.8
140	28.0	711.2
145	29.0	736.6
150	30.0	762
165	33.0	838.2
170	34.0	863.6
172	34.4	873.7
175	35.0	889
180	36.0	914.4
230	46.0	1168.4
240	48.0	1219.2

