

SECTION 7 BELT TOOTH PROFILES

There are several belt tooth profiles (Figure 19, Table 3) which are the result of different patented features, marketing and production considerations.

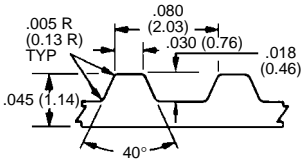


Fig. 19a 0.080 Pitch MXL

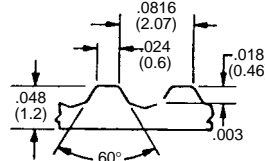


Fig. 19b 0.0816 Pitch 40 D.P.

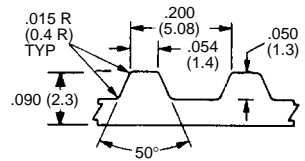


Fig. 19c 0.200 Pitch XL

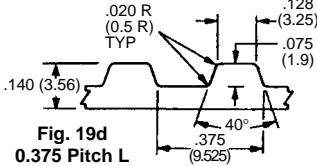


Fig. 19d 0.375 Pitch L

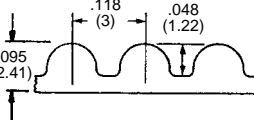


Fig. 19e 3 mm Pitch HTD

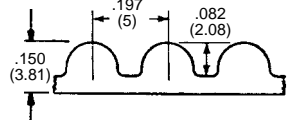


Fig. 19f 5 mm Pitch HTD

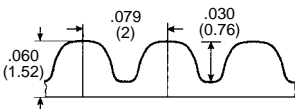


Fig. 19g 2 mm Pitch GT2

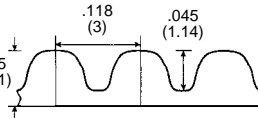


Fig. 19h 3 mm Pitch GT2

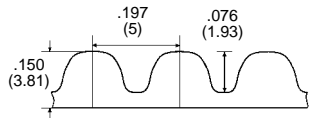


Fig. 19i 5 mm Pitch GT2

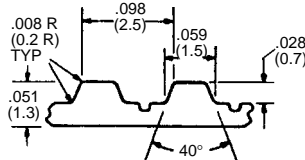


Fig. 19j T2.5 mm Pitch

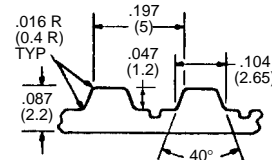


Fig. 19k T5 mm Pitch

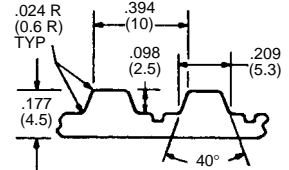


Fig. 19l T10 mm Pitch

Fig. 19 Belt Tooth Configuration

Dimensions in () are mm

Table 3 Allowable Working Tension of Different Belt Constructions

	Belt Type	Pitch		Allowable Working Tension Per 1 Inch of Belt Width					
				Neoprene		Urethane/Polyester		Urethane/Kevlar	
		Inch	mm	lbs	N	lbs	N	lbs	N
19a	MXL	0.080	2.03	18	80	20 to 32	89 to 142	32 to 70	142 to 311
19b	40DP	0.0816	2.07	—	—	20 to 32	89 to 142	32 to 70	142 to 311
19c	XL	0.200	5.08	28	125	32	142	40	178
19d	L	0.375	9.525	49	218	—	—	—	—
—	H	0.500	12.7	135	601	—	—	—	—
19e	HTD	0.118	3	64	285	—	—	—	—
19f		0.197	5	102	454	—	—	—	—
—		0.315	8	178	792	—	—	—	—
19g	GT2	0.079	2	25	111	—	—	—	—
19h		0.118	3	114	507	—	—	—	—
19i		0.197	5	160	712	—	—	—	—
—		0.315	8	380	1690	—	—	—	—
—		0.551	14	650	2891	—	—	—	—
19j	T	0.098	2.5*	70	312	—	—	—	—
19k		0.197	5*	209	930	—	—	—	—
19l		0.394	10*	405	1800	—	—	—	—

*Urethane w/Steel Cords **NOTE:** For thinner belt widths, less than 1", the tension must be derated since the tension cords on the sides are not complete loops.