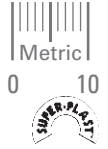


3 mm FACE WIDTH  
FOR GEARS, PULLEYS AND FRICTION DRIVES

PHONE: 516.328.3300 • FAX: 516.326.8827 • WWW.SDP-SI.COM



**› MATERIAL:**

**Blank** – Acetal  
**Insert** – Brass

**› SPECIFICATIONS:**

With or Without Insert  
Blanks with:  
3 mm bore have M2.5 set screw  
and spot drill.  
4, 5 & 6 mm bore have M3 set screw  
and spot drill.

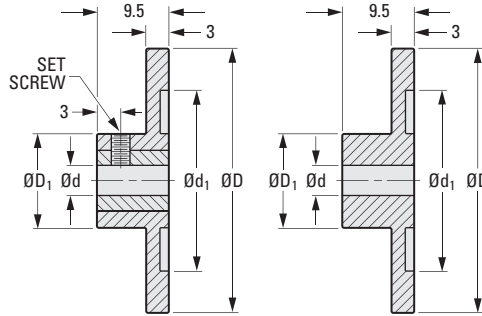



Fig. 1

Fig. 2

**METRIC COMPONENT**

Catalog Number	D Dia. ± 0.25	d Bore +0.025 0	D <sub>1</sub> Hub Dia.	d <sub>1</sub> Dia.
<b>Fig. 1 With Insert</b>				
A 1T15M32003	19.3	3	13	–
A 1T15M32004	19.3	4	13	–
A 1T15M32005	19.3	5	13	–
A 1T15M32006	19.3	6	13	–
A 1T15M32303	22.5	3	13	–
A 1T15M32304	22.5	4	13	–
A 1T15M32305	22.5	5	13	–
A 1T15M32306	22.5	6	13	–
A 1T15M32603	25.6	3	13	–
A 1T15M32604	25.6	4	13	–
A 1T15M32605	25.6	5	13	–
A 1T15M32606	25.6	6	13	–
A 1T15M32903	28.8	3	16	–
A 1T15M32905	28.8	5	16	–
A 1T15M33203	32	3	16	–
A 1T15M33206	32	6	16	–
A 1T15M33903	38.5	3	16	25
A 1T15M33904	38.5	4	16	25
A 1T15M33905	38.5	5	16	25
A 1T15M33906	38.5	6	16	25
A 1T15M34503	44.8	3	19	29
A 1T15M34504	44.8	4	19	29

Catalog Number	D Dia. ± 0.25	d Bore +0.025 0	D <sub>1</sub> Hub Dia.	d <sub>1</sub> Dia.
<b>Fig. 1 With Insert</b>				
A 1T15M34505	44.8	5	19	29
A 1T15M34506	44.8	6	19	29
A 1T15M35403	54.4	3	19	35
A 1T15M35404	54.4	4	19	35
A 1T15M35405	54.4	5	19	35
A 1T15M35406	54.4	6	19	35
A 1T15M36103	60.7	3	19	46
A 1T15M36104	60.7	4	19	46
A 1T15M36106	60.7	6	19	46
A 1T15M37003	70.2	3	19	51
A 1T15M37004	70.2	4	19	51
A 1T15M37006	70.2	6	19	51
<b>Fig. 2 Without Insert</b>				
A 1M15M320	19.3	10	13	–
A 1M15M323	22.5	10	13	–
A 1M15M326	25.6	10	13	–
A 1M15M329	28.8	12	16	–
A 1M15M332	32	12	16	–
A 1M15M339	38.5	12	16	25
A 1M15M345	44.8	12	19	29
A 1M15M354	54.4	12	19	35
A 1M15M361	60.7	12	19	46
A 1M15M370	70.2	12	19	51