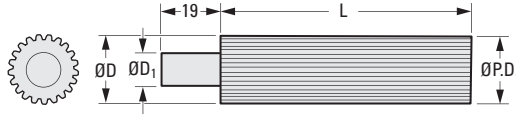


> MATERIAL:  
Steel



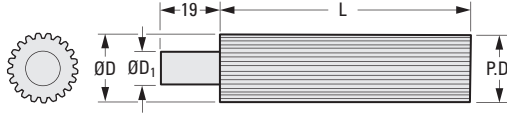
**METRIC COMPONENT**

Catalog Number	No. of Teeth	P.D.	D Dia.	D <sub>1</sub> Shank Dia.	L Minimum Usable Length
<b>Module 0.4</b>					
A 1C29MY04025	25	10	10.8	6	80
A 1C29MY04030	30	12	12.8	6	80
A 1C29MY04032	32	12.8	13.6	6	80
A 1C29MY04035	35	14	14.8	6	80
A 1C29MY04036	36	14.4	15.2	6	80
A 1C29MY04045	45	18	18.8	6	80
A 1C29MY04048	48	19.2	20	6	80
A 1C29MY04050	50	20	20.8	6	80
A 1C29MY04060	60	24	24.8	12	80
A 1C29MY04064	64	25.6	26.4	12	150
A 1C29MY04065	65	26	26.8	12	150
A 1C29MY04070	70	28	28.8	12	150
A 1C29MY04072	72	28.8	29.6	12	150
A 1C29MY04075	75	30	30.8	12	150
A 1C29MY04080	80	32	32.8	12	150
A 1C29MY04085	85	34	34.8	12	150
A 1C29MY04090	90	36	36.8	12	150
A 1C29MY04095	95	38	38.8	12	200
A 1C29MY04096	96	38.4	39.2	12	200
A 1C29MY04100	100	40	40.8	12	200
A 1C29MY04108	108	43.2	44	12	200
A 1C29MY04120	120	48	48.8	12	200
<b>Module 0.5</b>					
A 1C29MY05016	16	8	9	6	80
A 1C29MY05018	18	9	10	6	80
A 1C29MY05024	24	12	13	6	80
A 1C29MY05028	28	14	15	6	80
A 1C29MY05030	30	15	16	6	80
A 1C29MY05032	32	16	17	6	80
A 1C29MY05036	36	18	19	6	80
A 1C29MY05040	40	20	21	6	80
A 1C29MY05048	48	24	25	12	80
A 1C29MY05050	50	25	26	12	150
A 1C29MY05055	55	27.5	28.5	12	150
A 1C29MY05056	56	28	29	12	150
A 1C29MY05060	60	30	31	12	150
A 1C29MY05065	65	32.5	33.5	12	150
A 1C29MY05070	70	35	36	12	150
A 1C29MY05072	72	36	37	12	150
A 1C29MY05075	75	37.5	38.5	12	200
A 1C29MY05080	80	40	41	12	200
A 1C29MY05090	90	45	46	12	200
A 1C29MY05096	96	48	49	12	200
A 1C29MY05100	100	50	51	12	200
A 1C29MY05110	110	55	56	16	200
A 1C29MY05120	120	60	61	16	200

20° PRESSURE ANGLE

PHONE: 516.328.3300 • FAX: 516.326.8827 • WWW.SDP-SI.COM

> MATERIAL:  
Steel



**METRIC COMPONENT**

Catalog Number	No. of Teeth	P.D.	D Dia.	D <sub>1</sub> Shank Dia.	L Minimum Usable Length
<b>Module 0.8</b>					
* A 1C29MY08012	12	9.6	11.2	6	80
* A 1C29MY08014	14	11.2	12.8	6	80
* A 1C29MY08016	16	12.8	14.4	6	80
* A 1C29MY08018	18	14.4	16	6	80
* A 1C29MY08024	24	19.2	20.8	6	80
* A 1C29MY08030	30	24	25.6	12	80
A 1C29MY08032	32	25.6	27.2	12	150
A 1C29MY08036	36	28.8	30.4	12	150
A 1C29MY08040	40	32	33.6	12	150
A 1C29MY08045	45	36	37.6	12	150
A 1C29MY08050	50	40	41.6	12	150
A 1C29MY08060	60	48	49.6	12	200
A 1C29MY08064	64	51.2	52.8	12	200
A 1C29MY08075	75	60	61.6	16	200
A 1C29MY08080	80	64	65.6	16	200
A 1C29MY08090	90	72	73.6	16	200
<b>Module 1</b>					
A 1C29MY10014	14	14	16	6	80
A 1C29MY10016	16	16	18	6	80
A 1C29MY10020	20	20	22	6	80
A 1C29MY10024	24	24	26	12	80
A 1C29MY10028	28	28	30	12	150
A 1C29MY10030	30	30	32	12	150
A 1C29MY10032	32	32	34	12	150
A 1C29MY10036	36	36	38	12	150
A 1C29MY10040	40	40	42	12	200
A 1C29MY10045	45	45	47	12	200
A 1C29MY10048	48	48	50	12	200
A 1C29MY10050	50	50	52	12	200
A 1C29MY10060	60	60	62	16	200
A 1C29MY10064	64	64	66	16	200
A 1C29MY10072	72	72	74	16	200

\* Minimum usable length: 75 mm to 80 mm

20° PRESSURE ANGLE

PHONE: 516.328.3300 • FAX: 516.326.8827 • WWW.SDP-SI.COM

**> MATERIAL:**

Brass




**> SPECIFICATIONS:**

Sold in 1 and 2 meter lengths.

- Notes:**
1. All pinion wire has unfinished ends.
  2. The overall length tolerance on cut pinion wire is  $\pm 13$  mm.

Other lengths available on request - call Engineering.



<b>METRIC COMPONENT</b>				
<b>Catalog Number</b>		<b>No. of Teeth</b>	<b>P.D.</b>	<b>O.D.</b>
<b>Available Lengths</b>				
<b>1 Meter</b>	<b>2 Meters</b>			
<b>Module 0.4</b>				
A 1B 9MY041012	A 1B 9MY042012	12	4.8	5.6
A 1B 9MY041014	A 1B 9MY042014	14	5.6	6.4
A 1B 9MY041016	A 1B 9MY042016	16	6.4	7.2
A 1B 9MY041018	A 1B 9MY042018	18	7.2	8
A 1B 9MY041024	A 1B 9MY042024	24	9.6	10.4
<b>Module 0.5</b>				
A 1B 9MY051008	A 1B 9MY052008	8	4	5
A 1B 9MY051009	A 1B 9MY052009	9	4.5	5.5
A 1B 9MY051010	A 1B 9MY052010	10	5	6
—	*A 1B 9MY052011	11	5.5	6.5
A 1B 9MY051012	A 1B 9MY052012	12	6	7
A 1B 9MY051014	A 1B 9MY052014	14	7	8
A 1B 9MY051016	A 1B 9MY052016	16	8	9
A 1B 9MY051018	A 1B 9MY052018	18	9	10
A 1B 9MY051024	A 1B 9MY052024	24	12	13
A 1B 9MY051028	A 1B 9MY052028	28	14	15
A 1B 9MY051030	A 1B 9MY052030	30	15	16
<b>Module 0.8</b>				
A 1B 9MY081006	A 1B 9MY082006	6	4.8	6.4
A 1B 9MY081008	A 1B 9MY082008	8	6.4	8
A 1B 9MY081010	A 1B 9MY082010	10	8	9.6
A 1B 9MY081016	A 1B 9MY082016	16	12.8	14.4
A 1B 9MY081018	A 1B 9MY082018	18	14.4	16

\* To be discontinued when present stock is depleted.

