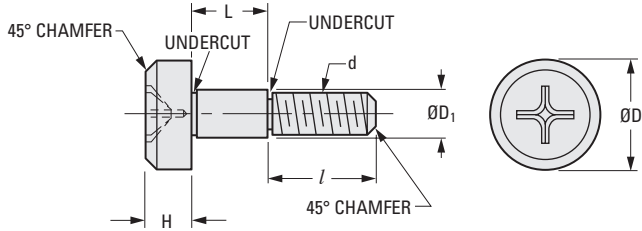
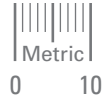


# PHILLIPS HEAD SHOULDER SCREWS

# SDP/SI

**> MATERIAL:**  
303 Stainless Steel

PHONE: 516.328.3300 • FAX: 516.326.8827 • WWW.SDP-SI.COM



## METRIC COMPONENT

Catalog Number	d Thread Size	D Dia.	D <sub>1</sub> Dia. 0 -0.025	H	L +0.05 0	l	Phillips Size
S706Y3M3005	M3 x 0.5	6	3.987	3	5.013	4	#1
S706Y3M3006					6.013		
S706Y3M3008					8.013		
S706Y3M3010	M4 x 0.7	8	4.987	4	10.013	5	#2
S706Y3M4008					8.013		
S706Y3M4010					10.013		
S706Y3M4012					12.013		
S706Y3M4016					16.013		
S706Y3M4020					20.013		
S706Y3M4025					25.013		
S706Y3M4030	30.013						
S706Y3M5010	M5 x 0.8	10	5.987	5	10.013	6	#2
S706Y3M5014					14.013		
S706Y3M5020					20.013		
S706Y3M5030					30.013		
S706Y3M6012	M6 x 1.0	12	7.987	6	12.013	11	#3
S706Y3M6020			9.987		20.013		
S706Y3M6010					10.013		
S706Y3M6016	M8 x 1.25	14	9.987	7	16.013	12	#4
S706Y3M8012					12.013		
S706Y3M8015					15.013		
S706Y3MA020	M10 x 1.5	20	11.987	8	20.013	16	#4
S706Y3MA025					25.013		

1

R

T

1

2

3

4

5

6

7

8

9

10

11

12

13

14

15

A


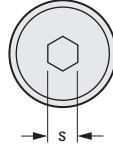
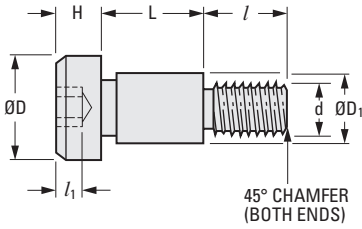
# SOCKET HEAD SHOULDER SCREWS

# SDP/SI

## > MATERIAL:

303 Stainless Steel

PHONE: 516.328.3300 • FAX: 516.326.8827 • WWW.SDP-SI.COM



1

R

T

1

2

3

4

5

6

7

8

9

10

11

12

13

14

15

A

## METRIC COMPONENT

Catalog Number	d Thread Size	D Dia.	D <sub>1</sub> Dia. 0 -0.078	H	L +0.2 +0.05	l	l <sub>1</sub>	s						
A 9X25M0304	M3 x 0.5	6	4	3	4	4	1.6	2						
A 9X25M0305					5									
A 9X25M0306					6									
A 9X25M0308					8									
A 9X25M0310					10									
A 9X25M0404	M4 x 0.7	8	5	4	4	5	2	2.5						
A 9X25M0405					5									
A 9X25M0406					6									
A 9X25M0408					8									
A 9X25M0410					10									
A 9X25M0412					12									
A 9X25M0414					14									
A 9X25M0416					16									
A 9X25M0420					20									
A 9X25M0425					25									
A 9X25M0430					30									
A 9X25M0504					M5 x 0.8				10	6	5	4	6	2.4
A 9X25M0505	5													
A 9X25M0506	6													
A 9X25M0508	8													
A 9X25M0510	10													
A 9X25M0512	12													
A 9X25M0514	14													
A 9X25M0516	16													
A 9X25M0520	20													
A 9X25M0525	25													
A 9X25M0530	30													
A 9X25M0606	M6 x 1	12	8	6		6	11	3.2				4		
A 9X25M0608					8									
A 9X25M0610					10									
A 9X25M0612					12									
A 9X25M0616					16									
A 9X25M0620					20									
A 9X25M0608A			8											
A 9X25M0610A			10											
A 9X25M0612A			12											
A 9X25M0616A			16											
A 9X25M0808			M8 x 1.25		14	10			7	8	12		4	5
A 9X25M0810										10				
A 9X25M0812	12													
A 9X25M0816	16													
A 9X25M1012A	M10 x 1.5	20	12	8	12	16	4.8	6						
A 9X25M1016A					16									
A 9X25M1020					20									
A 9X25M1025					25									

10-4  
D805

# SOCKET HEAD SHOULDER SCREWS

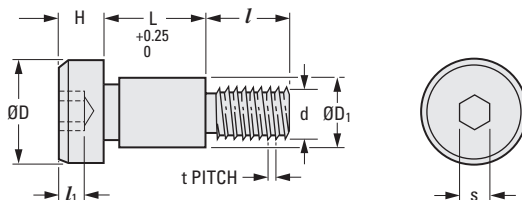
**SDP/SI**

STANDARD SHOULDER LENGTH SERIES

PHONE: 516.328.3300 • FAX: 516.326.8827 • WWW.SDP-SI.COM

**> MATERIAL:**

Steel



The projections shown are per ISO convention.

**METRIC COMPONENT**

Catalog Number	d	L	D Dia.	D <sub>1</sub> Dia.	H	s	l <sub>1</sub>	l	t
A 9C25M0505	M5	5	12	6	4	3.5	2.4	6	0.8
A 9C25M0506		6							
A 9C25M0608	M6	8	14	8	4	4.5	3.2	8	1
A 9C25M0610		10							
A 9C25M0810	M8	10	16	10	5	6	4	10	1.25
A 9C25M0812		12							
A 9C25M1012	M10	12	20	12	6	7	4.8	12	1.5
A 9C25M1016		16							

1

2

3

4

5

6

7

8

9

**10**

11

12

13

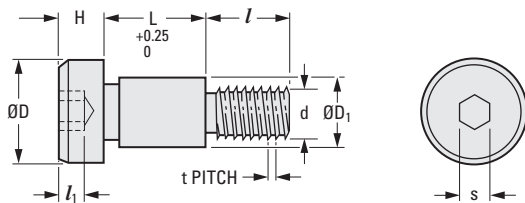

14

15

A

10-5A  
D805

> MATERIAL:  
Steel



The projections shown are per ISO convention.

## METRIC COMPONENT

Catalog Number	d	L	D Dia.	D <sub>1</sub> Dia.	H	s	l <sub>1</sub>	l	t
A 9C25ML0510	M5	10	10	6 -0.01/-0.04	4.5	3	2	9.5	0.8
A 9C25ML0512		12							
A 9C25ML0516		16							
A 9C25ML0520		20							
A 9C25ML0525		25							
A 9C25ML0530		30							
A 9C25ML0540		40							
A 9C25ML0612	M6	12	13	8 -0.013/-0.049	5.5	4	2.4	11	1
A 9C25ML0616		16							
A 9C25ML0620		20							
A 9C25ML0625		25							
A 9C25ML0630		30							
A 9C25ML0640		40							
A 9C25ML0650		50							
A 9C25ML0816	M8	16	16	10 -0.013/-0.049	7	5	3.3	13	1.25
A 9C25ML0820		20							
A 9C25ML0825		25							
A 9C25ML0830		30							
A 9C25ML0840		40							
A 9C25ML0850		50							
A 9C25ML0860		60							
A 9C25ML0870	70								
A 9C25ML0880	80								
A 9C25ML1016	M10	16	18	12 -0.016/-0.059	8	6	4.2	16	1.5
A 9C25ML1020		20							
A 9C25ML1025		25							
A 9C25ML1030		30							
A 9C25ML1040		40							
A 9C25ML1050		50							
A 9C25ML1060		60							
A 9C25ML1070		70							
A 9C25ML1080		80							

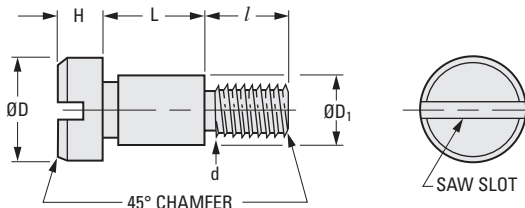
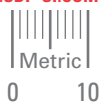
# SLOTTED HEAD SHOULDER SCREWS

# SDP/SI

## > MATERIAL:

303 Stainless Steel

PHONE: 516.328.3300 • FAX: 516.326.8827 • WWW.SDP-SI.COM



The projections shown are per ISO convention.

### METRIC COMPONENT

Catalog Number	d Thread Size	D Dia.	D <sub>1</sub> Dia. 0 -0.078	H	L +0.2 +0.05	l
A 9X15M0304	M3 x 0.5	6	4	3	4	4
A 9X15M0305					5	
A 9X15M0306					6	
A 9X15M0308					8	
A 9X15M0310					10	
A 9X15M0404	M4 x 0.7	8	5	4	4	5
A 9X15M0405					5	
A 9X15M0406					6	
A 9X15M0408					8	
A 9X15M0410					10	
A 9X15M0412					12	
A 9X15M0414					14	
A 9X15M0416					16	
A 9X15M0420					20	
A 9X15M0425					25	
A 9X15M0430	30					
A 9X15M0504	M5 x 0.8	10	6	5	4	6
A 9X15M0505					5	
A 9X15M0506					6	
A 9X15M0508					8	
A 9X15M0510					10	
A 9X15M0512					12	
A 9X15M0514					14	
A 9X15M0516					16	
A 9X15M0520					20	
A 9X15M0525					25	
A 9X15M0530	30					
A 9X15M0606	M6 x 1	12	8	6	6	11
A 9X15M0608					8	
A 9X15M0610					10	
A 9X15M0612					12	
A 9X15M0616			16			
A 9X15M0620			20			
A 9X15M0608A			10		8	
A 9X15M0616A			16			
A 9X15M0808	M8 x 1.25	14	10	7	8	12
A 9X15M0810					10	
A 9X15M0816					16	
A 9X15M1012	M10 x 1.5	20	12	8	12	16
A 9X15M1016					16	
A 9X15M1025					25	

10-6  
D805

1

R

T

1

2

3

4

5

6

7

8

9

10

11

12

13

14

15

16

# SLOTTED HEAD SHOULDER SCREWS

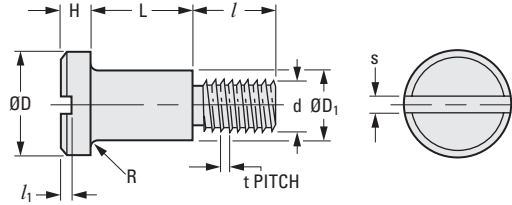

# SDP/SI

DIN 923  
SHALLOW HEAD

PHONE: 516.328.3300 • FAX: 516.326.8827 • WWW.SDP-SI.COM

➤ **MATERIAL:**  
Steel

➤ **SPECIFICATION:**  
Priced Per 100 Pieces



The projections shown are per ISO convention.

## METRIC COMPONENT

Catalog Number	Thread Size	L Length	Catalog Number	Thread Size	L Length		
MD0923MCO03X002	M3	2	MD0923MCO05X0025	M5	2.5		
MD0923MCO03X0025		2.5	MD0923MCO05X003		3		
MD0923MCO03X003		3	MD0923MCO05X004		4		
MD0923MCO03X004		4	MD0923MCO05X005		5		
MD0923MCO03X005		5	MD0923MCO05X006		6		
MD0923MCO03X006		6	MD0923MCO05X008		8		
MD0923MCO03X008		8	MD0923MCO05X010		10		
MD0923MCO03X010		10	MD0923MCO05X012		12		
MD0923MCO04X002		M4	2		MD0923MCO05X016	M6	16
MD0923MCO04X0025			2.5		MD0923MCO06X003		3
MD0923MCO04X003	3		MD0923MCO06X004	4			
MD0923MCO04X004	4		MD0923MCO06X005	5			
MD0923MCO04X005	5		MD0923MCO06X006	6			
MD0923MCO04X006	6		MD0923MCO06X008	8			
MD0923MCO04X008	8		MD0923MCO06X010	10			
MD0923MCO04X010	10		MD0923MCO06X012	12			
MD0923MCO04X012	12		MD0923MCO06X016	16			
MD0923MCO04X016	16		MD0923MCO06X020	20			

Dimensions	Thread Size			
	M3	M4	M5	M6
d	7	8.5	11	13
D Dia.	7	8.5	11	13
D <sub>1</sub> Dia. h <sub>9</sub>	4	5.5	7	8
H	1.8	2.4	2.7	3.1
s	0.8	1	1.2	1.6
l <sub>1</sub> Min.	0.9	1.2	1.3	1.5
l	4.5	6	7	9
R Max.	0.1	0.2	0.2	0.25
t	0.5	0.7	0.8	1

L Shoulder Length	Tolerance
2, 2.5, 3	+0.10 +0.06
4, 5, 6, 8, 10	+0.15 +0.07
12, 16, 20	+0.2 +0.1

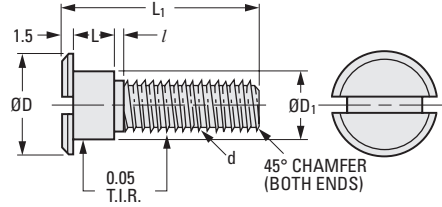
- I
- R
- T
- 1
- 2
- 3
- 4
- 5
- 6
- 7
- 8
- 9
- 10
- 11
- 12
- 13
- 14
- 15
- A

SLOTTED HEAD

PHONE: 516.328.3300 • FAX: 516.326.8827 • WWW.SDP-SI.COM

**> MATERIAL:**

303 Stainless Steel



The projections shown are per ISO convention.

**METRIC COMPONENT**

Catalog Number	d Thread Size	D Dia.	D <sub>1</sub> Dia. 0 -0.025	L	L <sub>1</sub>	l
A 7Y 5MCF1	M2 x 0.4	5	3	3.75	11.5	0.6
A 7Y 5MCF2	M3 x 0.5	6	4	3.75	13.5	0.75
A 7Y 5MCF3				4.75	14.5	
A 7Y 5MCF4	M5 x 0.8	8	6	4.75	18.5	1.2
A 7Y 5MCF5	M6 x 1	10	8	4.75	22.5	1.5

**See what SDP/SI can do for you...**

Tour our facility: [www.sdp-si.com/tour](http://www.sdp-si.com/tour)

- I
- R
- T
- 1
- 2
- 3
- 4
- 5
- 6
- 7
- 8
- 9
- 10
- 11
- 12
- 13
- 14
- 15
- A

# LARGE SHALLOW HEAD SCREWS

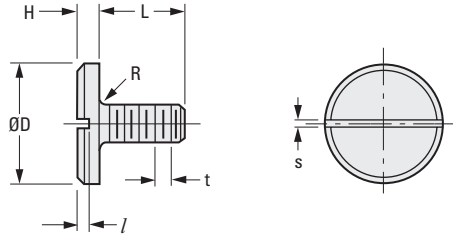
# SDP/SI

DIN 921  
SLOTTED HEAD

PHONE: 516.328.3300 • FAX: 516.326.8827 • WWW.SDP-SI.COM

> **MATERIAL:**  
Steel

> **SPECIFICATION:**  
Priced Per 100 Pieces



The projections shown are per ISO convention.

## METRIC COMPONENT

Catalog Number	Thread Size	D Dia.	H	L Length	l Min.	s	t	R Max.
MD0921MCO03X005	M3	8	1.8	5	0.9	0.8	0.5	0.1
MD0921MCO03X006				6				
MD0921MCO03X008				8				
MD0921MCO03X010				10				
MD0921MCO04X005	M4	12	2.4	5	1.2	1	0.7	0.2
MD0921MCO04X006				6				
MD0921MCO04X008				8				
MD0921MCO04X010				10				
MD0921MCO04X012				12				
MD0921MCO05X008	M5	16	2.7	8	1.3	1.2	0.8	0.2
MD0921MCO05X010				10				
MD0921MCO05X012				12				
MD0921MCO05X016				16				
MD0921MCO06X010	M6	20	3.1	10	1.5	1.6	1	0.25
MD0921MCO06X012				12				
MD0921MCO06X016				16				

- I
- R
- T
- 1
- 2
- 3
- 4
- 5
- 6
- 7
- 8
- 9
- 10**
- 11
- 12
- 13
- 14
- 15
- A