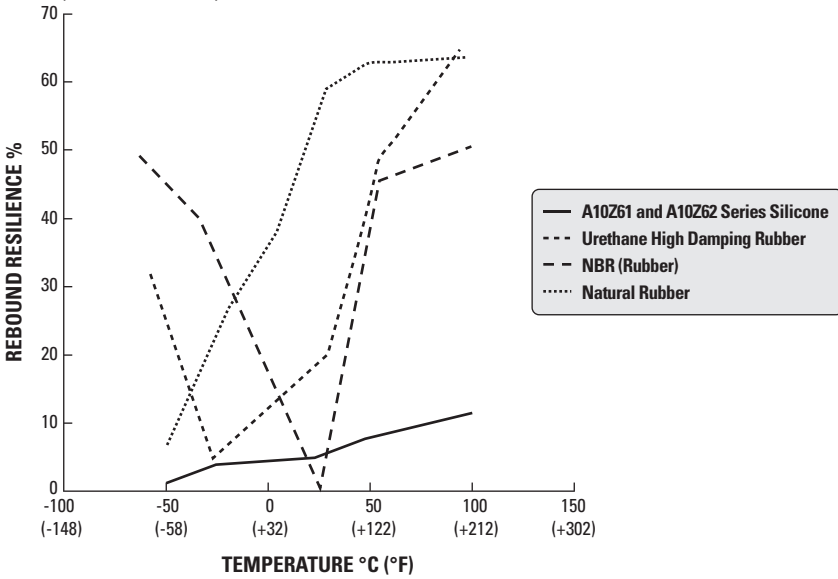


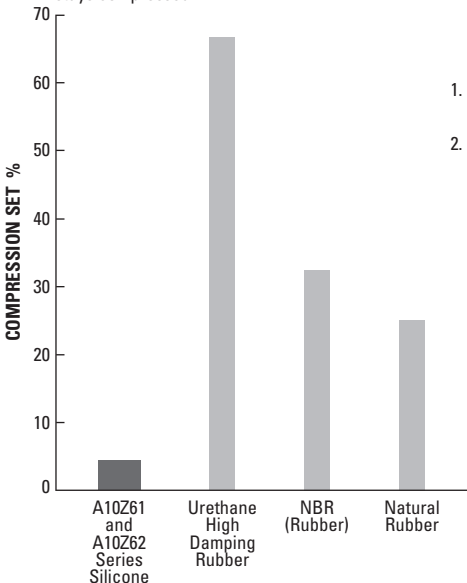
**Figure 1: REBOUND RESILIENCE**

No matter what the temperature could be, Silicone Gel performs more stably than other materials.



**Figure 2: COMPRESSION SET**

Outstanding restoration is available even when Silicone Gel stays compressed.



1. Compress above materials by 25% and leave compressed for 22 hours in 70°C (158° F).
2. Release compression and leave in normal temperature for 30 minutes.



General Characteristics		A10Z61MA1	A10Z61MA2 & A10Z61MB1	A10Z61MB2 & A10Z61MSF10
Specific Gravity		1.05	1.06	1.07
Hardness	Needle* Penetration (1/10 mm)	55	—	—
	Asker C**	—	33	52.5
Specific Heat (J/g x K)		1.52	1.51	1.52
Thermal Conductivity (W/m x K)		0.2	0.2	0.2
Specific Volume Resistance Ratio (Ohm x cm)		4.0 x 10 <sup>14</sup>	3.2 x 10 <sup>14</sup>	6.6 x 10 <sup>14</sup>
Chemical Resistance	Toluene	+	+	+
	Acetone	+	+	+
	Methanol	-	-	-
	Distilled H <sub>2</sub> O	-	-	-
	Fuel	+	+	+
	Lubricant	+	+	+
	NaCl (10%)	-	-	-
	HCl (10%) NaOH (5%)	-	-	-
Operating Temperature		-40°C to +200°C	-40°C to +200°C	-40°C to +200°C

+ = Has a Reaction  
- = No Reaction

Catalog Number	Quantity of Deflection (mm)	Load at Deflection (kgf)
A10Z61MTHB	6.3 +/-1	0.010
A10Z61MTHA	3.3 +/-1	0.010
A10Z61MTHC	5 +/-1	0.026
A10Z61MTHTW	4.4 +/-0.5	0.208
A10Z61MMN03	3.5 +/-1	0.031
A10Z61MMN05	3.5 +/-1	0.052
A10Z61MMN07	3.5 +/-1	0.073
A10Z61MMN10	3.5 +/-1	0.104
A10Z61MSF02	4 +/-0.5	0.031
A10Z61MSF05	4 +/-0.5	0.078
A10Z61MSF10	4 +/-0.5	0.146

\* JIS K 2207

\*\* Japan Rubber Association Standard (SRIS 0101)

# FLANGED SILICONE GEL VIBRATION DAMPERS



TO BE USED IN COMPRESSION ONLY  
 FOR SMALL TO INTERMEDIATE LOAD APPLICATIONS  
 DAMPS LOW FREQUENCY VIBRATION  
 CAN BE USED WHEN SPACE IS LIMITED

PHONE: 516.328.3300 • FAX: 516.326.8827 • WWW.SDP-SI.COM

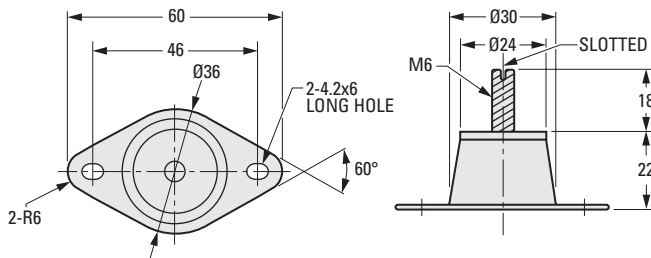



› **MATERIAL:**

**Stud** - Steel, Unichro Plated

**Body** - Silicone Gel

**Flange Plate** - Stainless Steel

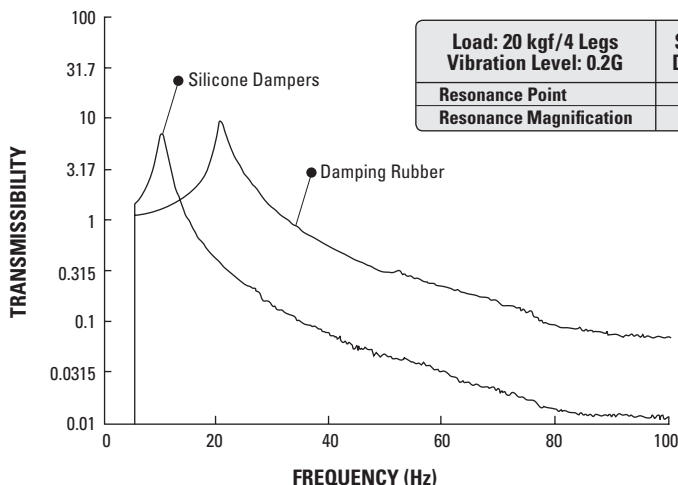


**METRIC COMPONENT**

Catalog Number	Optimum Load kgf/leg
A10Z61MSF02	1.25 to 3.25
A10Z61MSF05	3.25 to 7.5
A10Z61MSF10	7.5 to 12.5

**TYPICAL CHARACTERISTICS OF THE SILICONE MOUNTS**

(Example Shown: A10Z61MMN05)



# DOUBLE-STUDED SILICONE GEL VIBRATION DAMPERS



TO BE USED IN COMPRESSION ONLY  
FOR SMALL TO INTERMEDIATE LOAD APPLICATIONS  
DAMPS LOW FREQUENCY

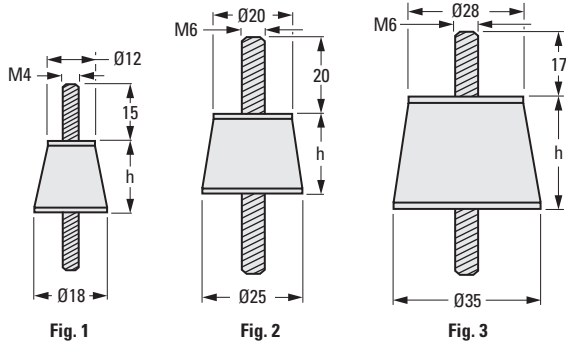
PHONE: 516.328.3300 • FAX: 516.326.8827 • WWW.SDP-SI.COM



**> MATERIAL:**

**Studs - Fig. 1 & 2:** Brass, Nickel Plated  
**Fig. 3:** Steel, Unichro Plate  
**Body - Silicone Gel**

See application page for proper usage.



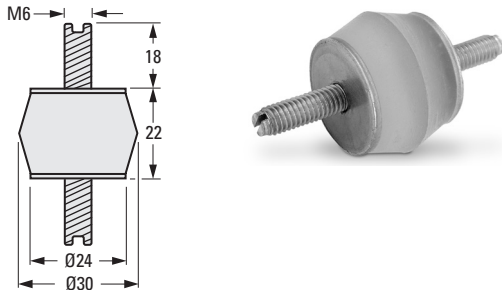
**METRIC COMPONENT**

Catalog Number	Fig. No.	Optimum Load kgf/leg	Resonance Point Hz	Resonance Magnification dB	Recommended Frequency Hz	h mm
A10Z61MTHB	1	0.4 to 0.6	13 to 11	13 to 12	18 ~	18
A10Z61MTHA		0.5 to 0.8	16 to 15	12	23 ~	12
A10Z61MTHC	2	0.8 to 2	14 to 12	13 to 12	20 ~	18
A10Z61MHTW	3	12.5 to 25	10 to 8	20 to 19	from 14	25

**> MATERIAL:**

**Studs -** Steel, Unichro Plate  
**Body -** Silicone Gel

See application page for proper usage.




**METRIC COMPONENT**

Catalog Number *	Optimum Load kgf/leg	Resonance Point Hz	Resonance Magnification dB	Recommended Frequency Hz
A10Z61MMN03	2 to 3.5	12 to 10	12	17 ~
**A10Z61MMN05	3.5 to 5.5	11 to 10	14 to 13	16 ~
A10Z61MMN07	5.5 to 8.5		16 to 15	
A10Z61MMN10	8.5 to 12.5		20 to 18	

\* This type is slotted on the stud for fixing a bolt.

\*\* See the next page for Transmissibility Chart.

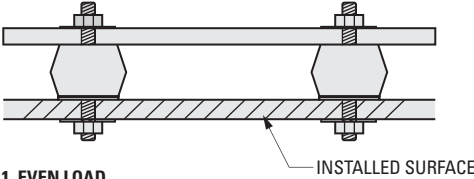




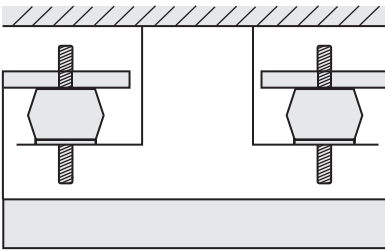
**> FEATURES:**

- Highest damping effect arises when gel is compressed 10% up to 30%.
- Low in temperature dependency, this material offers stable performance from -40°C to +200°C
- Excellent chemical resistance.
- Low in compression set.
- Performance stays the same even after repeated use.
- Contains nothing harmful. Environment-friendly.

**> RIGHT USE:**

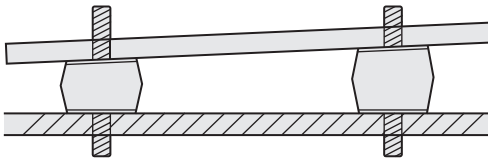


**1. EVEN LOAD**

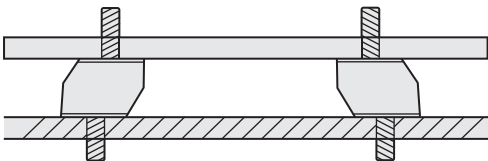


**2. HANG IN COMPRESSIVE DIRECTION**

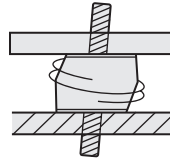
**> WRONG USE:**



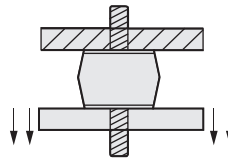
**1. UNEVEN LOAD**




**2. BOLT HOLE OUT OF CENTER**



**3. TWIST**



**4. TENSILE DIRECTION**



**5. SHEARING DIRECTION**

- I
- R
- T
- 1
- 2
- 3
- 4
- 5
- 6
- 7
- 8**
- 9
- 10
- 11
- 12
- 13
- 14
- 15
- A

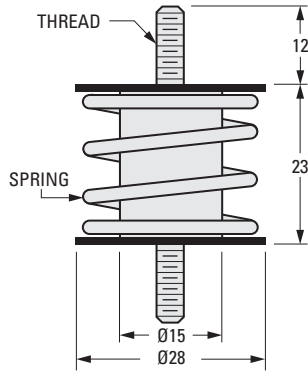

TO BE USED IN COMPRESSION ONLY  
 DAMPS LOW FREQUENCY VIBRATIONS  
 VERTICAL VIBRATIONS DAMPED WITHOUT HORIZONTAL DEFLECTION

PHONE: 516.328.3300 • FAX: 516.326.8827 • WWW.SDP-SI.COM




**> MATERIAL:**

- Studs** - Brass
- Body** - Silicone Gel
- Spring** - Piano Wire Type B, Nickel Plated




**METRIC COMPONENT**

Catalog Number	Optimum Load kgf/leg	Resonance Point Hz	Resonance Magnification dB	Recommended Frequency Hz	Thread
A10Z61MBG7	0.8 to 1.6	10 to 8	16 to 14	from 14	M3
A10Z61MBG8	1.5 to 4		18 to 16		M6



**Demonstration of Silicone Gel's outstanding shock-absorbing abilities.**

An ordinary fresh raw egg dropped down from 18 meters high to a 2 cm thick Silicone Gel bed does not break. It is publicly proven many times.



PROTECTS FRAGILE SUBJECTS FROM  
MICRO-VIBRATIONS AND LIGHT SHOCKS

PHONE: 516.328.3300 • FAX: 516.326.8827 • WWW.SDP-SI.COM

**> MATERIAL:**

- Collar - Brass
- Bushing - Silicone Gel

More technical data is given  
on preceding pages.

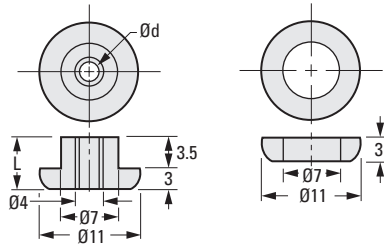


Fig. 1

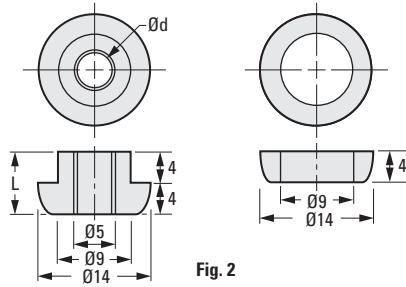
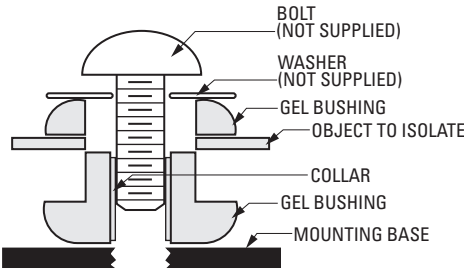


Fig. 2



INSTALLATION DIAGRAM

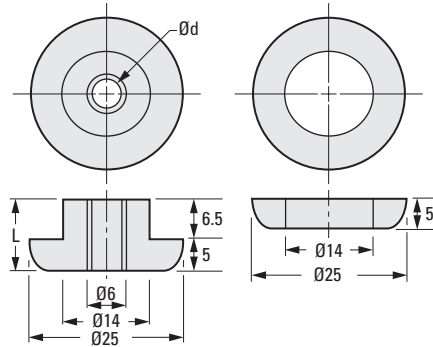


Fig. 3

**METRIC COMPONENT**

Catalog Number	Fig. No.	d Collar I.D.	L Collar Length	Collar Thickness	Optimum Load kgf/leg	Resonance Point Hz	Resonance Magnification dB	Recommended Frequency Hz
A10Z61MS	1	3	6	0.5	0.05 to 0.188	64 to 42	7 to 9	0.05 kg • 90 ~ 0.188 kg • 60 ~
A10Z61MA1	2	3	7	1	0.125 to 0.625	67 to 35	9 to 10	0.125 kg • 95 ~ 0.625 kg • 50 ~
A10Z61MA2					0.625 to 1	49 to 37	15 to 16	0.625 kg • 70 ~ 1 kg • 55 ~
A10Z61MB1	3	4	11	1	1 to 3.75	49 to 23	15 to 17	1 kg • 70 ~ 3.75 kg • 35 ~
A10Z61MB2					3.75 to 8	20 to 15	19 to 23	3.75 kg • 30 ~ 8 kg • 25 ~

I  
R  
T  
1  
2  
3  
4  
5  
6  
7  
8  
9  
10  
11  
12  
13  
14  
15  
A