

FLAT WASHERS

PHONE: 516.328.3300 • FAX: 516.326.8827 • WWW.SDP-SI.COM

DIN 125

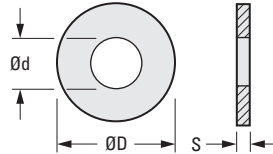


> MATERIAL / FINISH:

Steel, Zinc Plated or
Stainless Steel

> SPECIFICATION:

Priced Per 100 Pieces



METRIC COMPONENT		d Dia.	D Dia.	S	Screw Size
Catalog Number					
Steel	Stainless Steel				
MD0125MCA025	MD0125MXO025	2.7	6	0.5	M2.5
MD0125MCA030	MD0125MXO030	3.2	7		M3
MD0125MCA040	MD0125MXO040	4.3	9	0.8	M4
MD0125MCA050	MD0125MXO050	5.3	10	1	M5
MD0125MCA060	MD0125MXO060	6.4	12	1.6	M6
MD0125MCA080	MD0125MXO080	8.4	16		M8

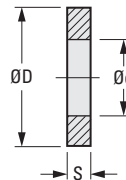
SINTERED THRUST WASHERS

> MATERIAL:

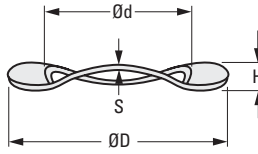
Oil-Impregnated Bronze, Self-Lubricating

> SPECIFICATION:

Priced Per Each



METRIC COMPONENT			
Catalog Number	d Dia. ± 0.13	D Dia. ± 0.254	S ± 0.07
A 7B 7M0316	3.2	9.5	1.6
A 7B 7M0416	4.3		
A 7B 7M0516	5.3	12.5	
A 7B 7M0616	6.4		
A 7B 7M0816	8.4	19	
A 7B 7M1016	10.5		
A 7B 7M1032			3.2
A 7B 7M1316	13	25.4	1.6
A 7B 7M1332			3.2



Catalog Number		Nominal Screw Size	d Dia.	D Dia.	S	H	
Beryllium Copper	Stainless Steel					Min.	Max.
MD4463MEA046X016	MD4463MXP046X016	M2	2.2	4.6	0.16	0.38	0.53
MD4463MEA058X016	MD4463MXP058X016	M2.5	2.7	5.8			
MD4463MEA064X016	MD4463MXP064X016	M3	3.2	6.4	0.16	0.46	0.61
MD4463MEA081X028	MD4463MXP081X028	M4	4.3	8.1	0.28	0.69	0.84
MD4463MEA092X030	MD4463MXP092X030	M5	5.3	9.2	0.3	0.74	0.89
MD4463MEA115X040	MD4463MXP115X040	M6	6.4	11.5	0.4	0.99	1.14
MD4463MEA150X040	MD4463MXP150X040	M8	8.4	15		1.25	1.4
MD4463MEA196X055	MD4463MXP196X055	M10	10.5	19.6	0.55	1.55	1.7
MD4463MEA220X055	MD4463MXP220X055	M12	13	22		1.65	1.9
MD4463MEA278X070	MD4463MXP278X070	M16	17	27.8		2.16	2.41

- I
- R
- T
- 1
- 2
- 3
- 4
- 5
- 6
- 7
- 8
- 9
- 10**
- 11
- 12
- 13
- 14
- 15
- A

DIN 137

PHONE: 516.328.3300 • FAX: 516.326.8827 • WWW.SDP-SI.COM

> MATERIAL / FINISH:

Spring Steel, HRC 43...50, Zinc Finish

> SPECIFICATIONS:

- d Tolerance (H14):
- 2.2 & 2.8 mm +0.25/0
- 3.2 to 5.3 mm +0.30/0
- 6.4 & 8.4 mm +0.36/0
- 10.5 to 17 mm +0.43/0
- 21 & 25 mm +0.52/0

Priced Per 100 Pieces

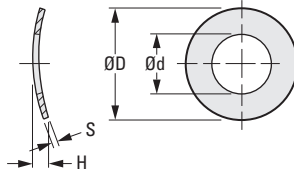


Fig. 1
Curved Spring Washer

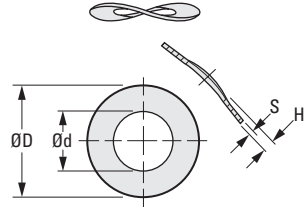


Fig. 2
Wave Spring Washer

METRIC COMPONENT

Catalog Number	d Dia. H14	D Dia. js 16	D Tol.	H min.	S	For Screw Size
Fig. 1 Curved Spring Washer DIN 137 Type A						
MD0137MQA045	2.2	4.5	±0.38	0.5	0.3	M2
MD0137MQA055	2.8	5.5		0.55		M2.5
MD0137MQA060	3.2	6		0.65		M3
MD0137MQA080	4.3	8	±0.45	0.8	0.5	M4
MD0137MQA100	5.3	10		0.9		M5
MD0137MQA110	6.4	11		1.1		M6
MD0137MQA150	8.4	15	±0.55	1.7	0.8	M8
MD0137MQA180	10.5	18		2		M10
Fig. 2 Wave Spring Washer DIN 137 Type B						
MD0137MQB080	3.2	8	±0.45	0.8	0.5 ± 0.05	M3
MD0137MQB090	4.3	9		1		M4
MD0137MQB110	5.3	11		1.1		M5
MD0137MQB120	6.4	12	±0.55	1.3	0.8 ± 0.06	M6
MD0137MQB150	8.4	15		1.5		M8
MD0137MQB210	10.5	21		2.1		1 ± 0.07
MD0137MQB240	13	24	±0.65	2.5	1.2 ± 0.07	M12
MD0137MQB300	17	30		3.2		M16
MD0137MQB360	21	36		3.7		1.6 ± 0.08
MD0137MQB440	25	44	±0.80	4.1	1.8 ± 0.1	M24

SPLIT LOCK WASHERS

SDP/SI

DIN 127 B
DIN 7980

PHONE: 516.328.3300 • FAX: 516.326.8827 • WWW.SDP-SI.COM

> MATERIAL:
Spring Steel or
Stainless Steel

Priced Per 100 Pieces

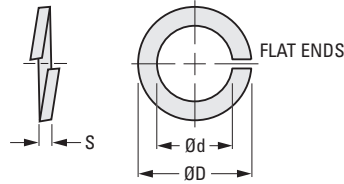


Fig. 1 DIN 127 B

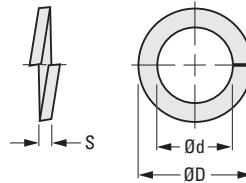


Fig. 2 DIN 7980

The projections shown are per ISO convention.

METRIC COMPONENT

Catalog Number		Screw Size Ref.	d Dia.	D Dia.	S
Spring Steel	Stainless Steel				
Fig. 1 DIN 127 B For Pan Head Screws					
MD0127MQB020	MD0127MXO020	M2	2.1	4.4	0.5
MD0127MQB025	MD0127MXO025	M2.5	2.6	5.1	0.6
MD0127MQB030	MD0127MXO030	M3	3.1	6.2	0.8
MD0127MQB040	MD0127MXO040	M4	4.1	7.6	0.9
MD0127MQB050	MD0127MXO050	M5	5.1	9.2	1.2
MD0127MQB060	MD0127MXO060	M6	6.1	11.8	1.6
MD0127MQB080	MD0127MXO080	M8	8.1	14.8	2
MD0127MQB100	MD0127MXO100	M10	10.2	18.1	2.2
MD0127MQB120	MD0127MXO120	M12	12.2	21.1	2.5
Fig. 2 DIN 7980 For Socket & Cheese Head Screws					
MD7980MQB030	MD7980MXO030	M3	3.1	5.6	1
MD7980MQB040	MD7980MXO040	M4	4.1	7	1.2
MD7980MQB050	MD7980MXO050	M5	5.1	8.8	1.6
MD7980MQB060	MD7980MXO060	M6	6.1	9.9	1.6
MD7980MQB080	MD7980MXO080	M8	8.1	12.7	2